

Step 1: Create a User Account

The application can be accessed by either going to an institution specific landing page (Recommended) or by going to <https://online.factsmgt.com/aid>. The first step is for the applicant to either create a username & password or sign in using their existing account.



[es Español](#) [? Customer Service](#)



Have an account?

[Sign in](#)

Register

Add activity to your online account or to create a username and password

[Register](#)

[Having difficulties? Check our FAQs.](#)

[Sign In](#) [Customer Service](#)

Institution Signup

[Return to Sign In Page](#)

To access your institution's sign in page, choose one of the following options.

I have a Registration Code

Search for my Institution

Institution Search

Enter ZIP code, City or State to see a listing of institutions in that area.

or

Click on the name to access the sign in page for your institution.

Institution Name	City	State	ZIP
Freedom Montessori School	Chantilly	Virginia	20151
Monarch Christian Montessori	Chantilly	Virginia	20151
Saint Timothy Catholic School	Chantilly	Virginia	20151
Saint Veronica School	Chantilly	Virginia	20151
The Auburn School	Chantilly	Virginia	20151

Page size:

5 items in 1 pages

Filter names starting with: A B C D E **F** G H I J K L M N O P Q R S T U V W X Y Z |



Saint Timothy Catholic School

Welcome to St. Timothy Catholic School!

We are pleased to offer FACTS Payment Plans and Grant & Aid Financial Needs Assessment on the same platform.

If you are a **New FACTS User** please select "Create a FACTS Account".

If you have **used FACTS before**, simply **Sign In** to manage your account.

Payment Plan:

Enrolling in a FACTS tuition payment plan allows you to select a payment option that best suits your financial needs. The plans listed below are offered by your school. Depending on the start and end date of each plan, they may not always be offered.

Monthly Payments:

Spread your tuition balance over monthly installments.
Payment Methods Offered: Credit Card or Automatic Bank Draft

Semi-Annual Payments:

Pay your tuition in two installments.
Payment Methods Offered: Credit Card or Automatic Bank Draft

Please note, payments made through a credit card are assessed an additional charge for processing. For more details about the options above, create an online account.

Simple Steps to Enroll in a Payment Plan Online:

1. You will first need to create an online account.
2. Then click on the Set Up a Payment Plan link.
3. Select the school year for which you will be paying.
4. Complete the steps as prompted.

Simple Steps to Apply for Financial Aid Online:

1. If you have an existing Tuition Payment Plan through FACTS and have already created a user account, please enter your existing username and password and click "Sign In". If you are a New FACTS User, please select "Create username & password".
2. The click on the Apply for Financial Aid link.
3. Select the appropriate school year.
4. Complete the steps as prompted.

Have an account?

[Sign in now.](#)

Sign in

New Account

[New user? Create an online account.](#)

Create a username & password

[Having difficulties? Check our FAQs.](#)



Create Account

[Return to Sign In Page](#)

Contact Info

Name

Prefix	<input type="text" value="Mrs."/>
First Name*	<input type="text" value="Jane"/>
Middle Name	<input type="text"/>
Last Name*	<input type="text" value="Doe"/>
Suffix	<input type="text" value="-- None --"/>

Address

Country*	<input type="text" value="United States"/>
Address Line 1*	<input type="text" value="123 Main Street"/>
Address Line 2	<input type="text" value="Apartment, Suite, Unit, Building, Floor, etc."/> Add
City*	<input type="text" value="Anytown"/>
State*	<input type="text" value="Virginia"/>
ZIP/Postal Code*	<input type="text" value="12345"/>
Time Zone*	<input type="text" value="Eastern Time"/>

E-mail

E-mail 1	<input type="text" value="catholicschools@arlingtondiocese.org"/>
E-mail 2	<input type="text"/>
E-mail 3	<input type="text"/>

E-mail correspondence will be sent to all e-mails provided

Phone Numbers

At least one phone number is required.

Daytime Phone	<input type="text" value="US"/> (<input type="text" value="703"/>) <input type="text" value="841"/> - <input type="text" value="2519"/> Ext. <input type="text"/>
Evening Phone	<input type="text" value="US"/> (<input type="text" value="703"/>) <input type="text" value="841"/> - <input type="text" value="2551"/> Ext. <input type="text"/>
Mobile Phone	<input type="text" value="US"/> (<input type="text"/>) <input type="text"/> - <input type="text"/>

I certify that I am the subscriber to the provided cellular or other wireless number. To stay informed and receive the best service, I authorize FACTS and its representatives and agents to contact me regarding my account at any current and future numbers that I provide for my cellular telephone or other wireless device using automatic dialing systems, artificial or prerecorded messages, and/or SMS text messages. I understand that standard message and data rates may be charged by my service provider(s). By clicking 'Next' below, you agree to such contact related to your account.



Create Account

[Return to Sign In Page](#)

Online Account Profile

Username and Password

Username*

Password*

Medium

Re-Enter Password*

- Do not include spaces in your username or password
- You may use your e-mail address for your username
- Passwords must contain at least 8 characters
- Passwords must contain at least one letter and one number
- Passwords must contain at least one special character
- Passwords are case sensitive

Security Questions

Password Reset Question*



Password Reset Answer*

Telephone ID Question 1*



Question 1 Answer*

Telephone ID Question 2*



Question 2 Answer*

Submit

Back

Cancel



Step 2: Select Start Application

Once the applicant has signed in they will need to click **Start Application** within the FACTS Grant & Aid tile to begin.



Hello Jane



Payment Plan & Billing

[View Details](#)

Jane Doe #5133820158

2018-2019 SCHOOL YEAR

[Set up a Payment Plan](#)



FACTS Grant & Aid

Apply for Financial Aid with FACTS

[Start Application](#)



Jane Doe



catholicschools@arlingtondiocese.org



[Register to receive text services on your mobile phone.](#)



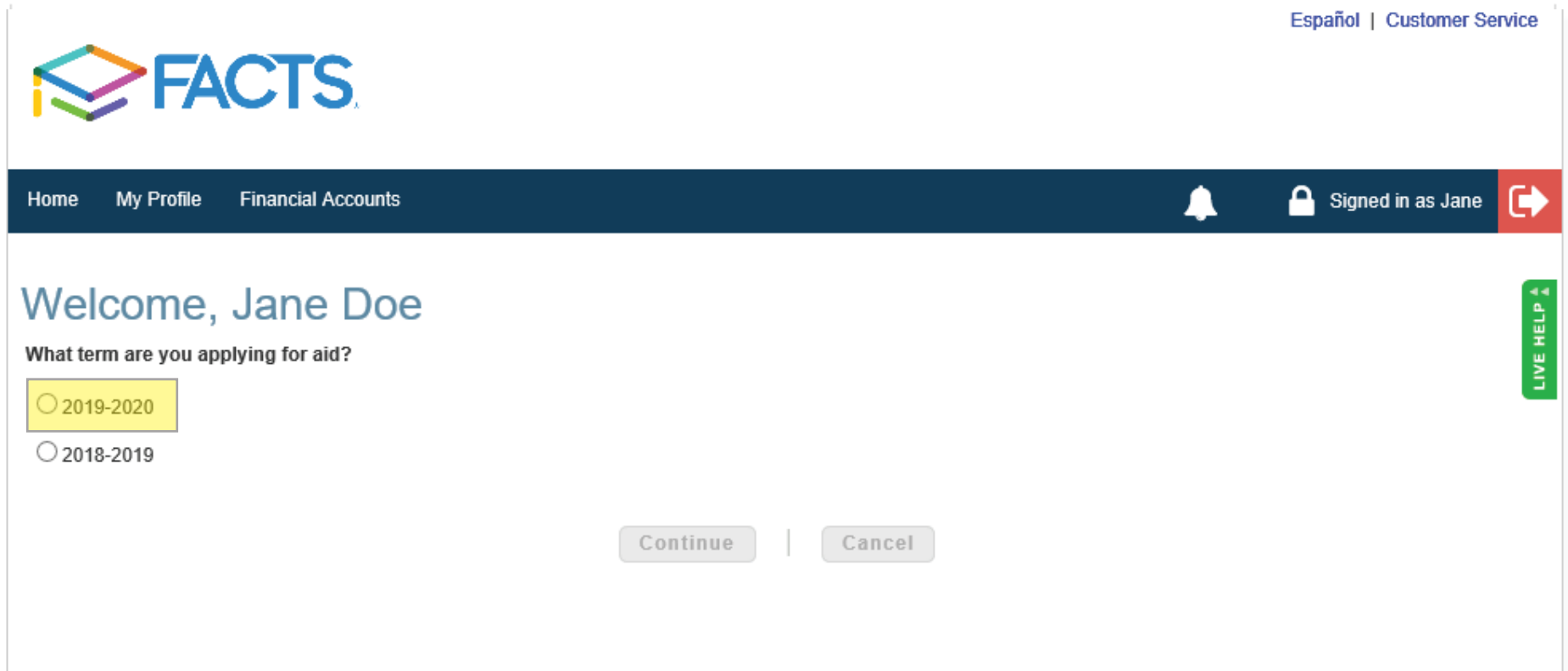
Want to allow a friend or family member to pay toward your balance?

[Add an Authorized Party.](#)

[Have another activity you want to link?](#)

Step 3: Select Term

Next the applicant will select the appropriate term, review the What to Expect page, and then select **View Application** to begin.

A screenshot of the FACTS application process. The page features the FACTS logo at the top left and navigation links for Home, My Profile, and Financial Accounts. A dark blue header bar contains a notification bell, a lock icon, and the text "Signed in as Jane" with a red arrow icon. The main content area displays "Welcome, Jane Doe" and the question "What term are you applying for aid?". Two radio button options are shown: "2019-2020" (selected) and "2018-2019". At the bottom, there are "Continue" and "Cancel" buttons. A vertical green "LIVE HELP" button is on the right side. In the top right corner, there are links for "Español" and "Customer Service".





Grant & Aid - What To Expect

Application Fee

There is an estimated **one-time non-refundable application fee of \$35.00 per household**. This may change based on your selected school(s). The same application can be applied to multiple institutions provided they use the FACTS Grant & Aid Assessment services. We accept all major credit cards (Visa, Master Card, American Express, Discover).

Navigation

You will see the progress of the application on the left (desktop) or top (mobile) of your screen. The status of each section is represented with the following icons.

-  Complete
-  Errors that must be corrected

The form is automatically saved as you progress through by clicking the "Previous", "Save & Continue", or "Save & Exit" buttons.

Required Documentation

Depending on your application some or all of the following documents may be required.

- Copy of IRS Federal Form [1040](#), [1040A](#) or [1040-EZ](#) U.S. Individual Income Tax Return, supporting schedules, and business returns.
- Copies of [W-2 Wage and Tax Statements](#).
- Copies of supporting documentation for household Nontaxable Income.

A complete list of required documents will be available once you have submitted your application along with instructions on how to upload your documents.

[View Application](#)

Step 4: Complete Application

The applicant will fill out the application.

Note-The applicant will have several help options available as they fill out the application. They can select **What to Expect** to return to the directions on the What to Expect page or they can select **FAQ** to view a list of frequently asked questions. The responses to the questions display when the arrow on the right side is selected.

Help

What to Expect FAQ

Home My Profile Financial Accounts Signed in as Sample

Grant & Aid - FAQs

How FACTS Grant & Aid Assessment Works

FACTS Grant & Aid Assessment uses key personal and financial information to evaluate your need for financial aid. By completing an application, you will provide the necessary information to help your school administrators make an informed decision about awarding tuition aid.

The first step of the process is to complete the online application as accurately as possible. You will then need to submit your Federal income tax return, W-2 forms, and supporting documentation for non-taxable income to our office. FACTS Grant & Aid Assessment will then make a recommendation to the educational institution on how much financial assistance is needed by each family that has applied. The final decision on how much financial aid to be given to each family will rest with the educational institution.

Who is FACTS Grant & Aid Assessment?

How does FACTS Tuition Management correlate with the FACTS Grant & Aid Assessment program?

I probably don't qualify for aid. Should I apply for aid anyway?

Step 5: Submit Supporting Documents

Once the applicant has completed the application they will need to submit their supporting documentation. This can be done at any time. It does not need to be done at the time of application submission. Once the applicant logs back into the system they will see a screen like the one below.

Application Status: **INCOMPLETE** Application ID: 2692995
2017-2018

The following step(s) are needed to complete your financial aid application:

- [Upload your required documents](#)

Required Documents

[Help](#)

2016 Federal Tax Return - Jinx	<input type="radio"/>	<input type="radio"/>	<input type="radio"/>	<input type="radio"/>	<input type="radio"/>
	Form 1040 (Page 1)	Form 1040 (Page 2)	Schedule C	Schedule E	Form 4582
2016 Federal Tax Return - Sabrina	<input type="radio"/>	<input type="radio"/>	<input type="radio"/>	<input type="radio"/>	<input type="radio"/>
	Form 1040 (Page 1)	Form 1040 (Page 2)	Schedule C	Schedule E	Form 4582
2016 W-2s - Sabrina	<input type="radio"/>				
	W-2				

Not Submitted
 In Process
 Complete

Institution Status

INSTITUTION	STATUS
Another Academy of FACTS Tabitha Fecht	Incomplete
Lincoln Academy of FACTS Group Tabitha Fecht	Incomplete

Awards

Award decisions are not made by FACTS, but by the organization providing the scholarship.